

FIGURE 45. MAXIMUM PRESSURE-TO-STRENGTH RATIO, p/σ_1 , IN MULTIRING CONTAINER WITH HIGH-STRENGTH LINER BASED ON THE FATIGUE TENSILE STRENGTH OF LINER

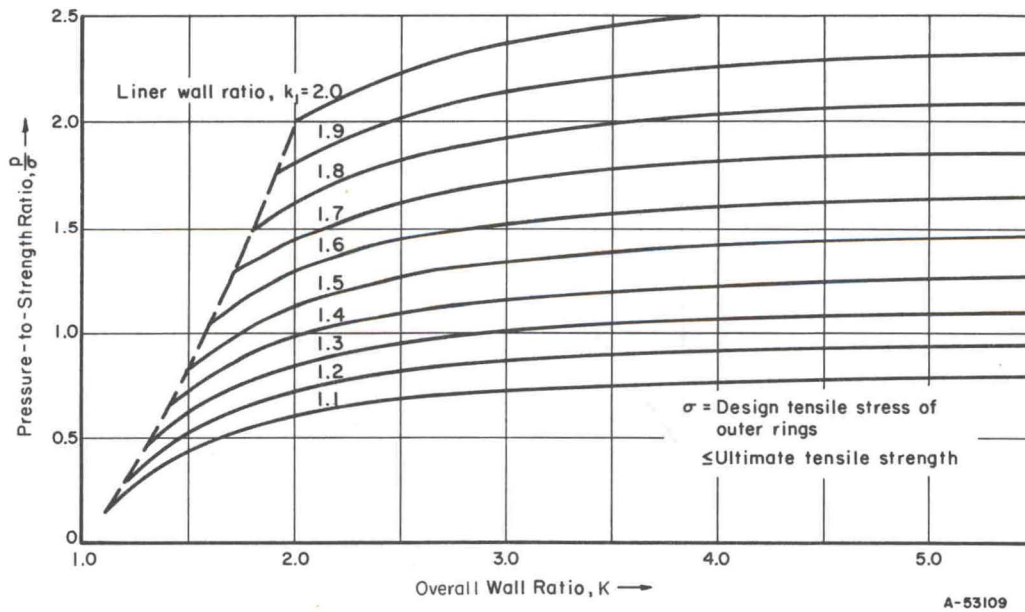


FIGURE 46. LIMIT TO MAXIMUM PRESSURE-TO-STRENGTH RATIO, p/σ , IN MULTIRING CONTAINER WITH HIGH-STRENGTH LINER BASED ON SHEAR FATIGUE STRENGTH OF THE OUTER RINGS

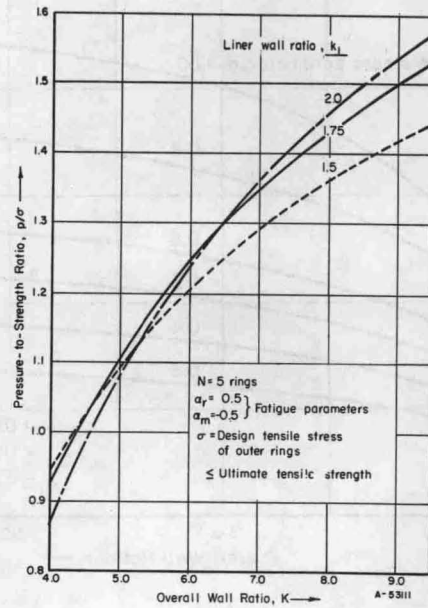


FIGURE 47. INFLUENCE OF NUMBER OF RINGS ON MAXIMUM PRESSURE-TO-STRENGTH RATIO, p/σ , IN MULTIRING CONTAINER WITH HIGH-STRENGTH LINER

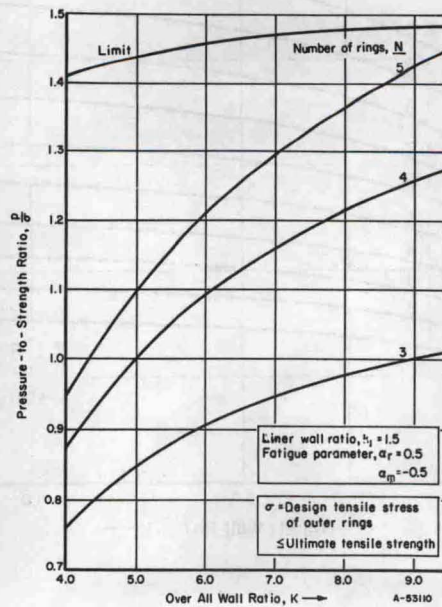


FIGURE 48. INFLUENCE OF LINER SIZE ON MAXIMUM PRESSURE-TO-STRENGTH RATIO, p/σ , IN MULTIRING CONTAINER WITH HIGH-STRENGTH LINER